

Mediawan

www.vitrina.ai

Content Production, Development & Acquisition Trends for Mediawan Group Companies

Global



VITRINA

Mediawan Group Companies: Content Production, Development & Acquisition Deal Activities

Vitrina is the **Global Sourcing Hub** for the Entertainment Industry. We track 120,000 companies in the supply-chain to help our members find partners, content and opportunities.

This report:

We analyzed the Mediawan Group for their worldwide content production, development and acquisition deal activities

Period : October 2020 to August 2023

Mediawan Group List of Companies in Entertainment

Mediawan

PLAN B

Mediawan rights



...and others

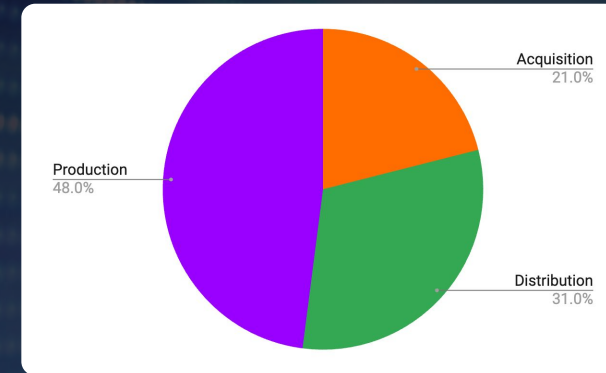
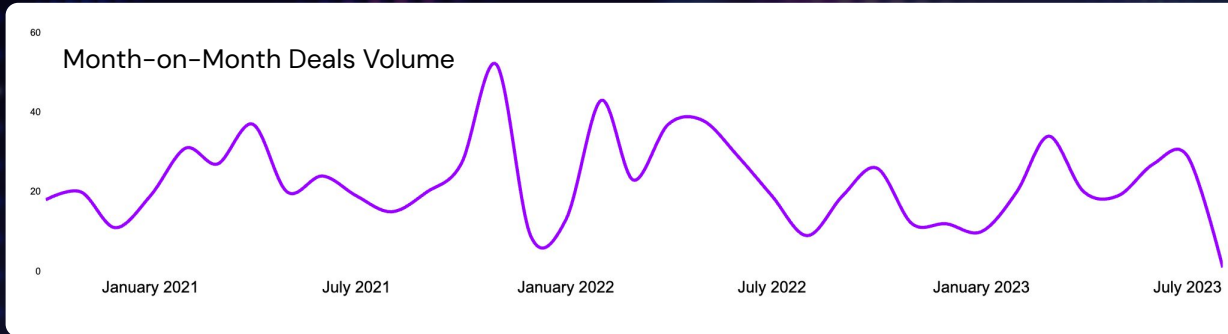


Mediawan
KIDS & FAMILY



Mediawan Group's Content Deal Volumes

Content Production, Development, & Acquisitions



- Sharp decline in activities since June 2023
- Production takes up 48% of the total deal volume

Period: October 2020 to August 2023

Mediawan Group's Content Deal Volumes

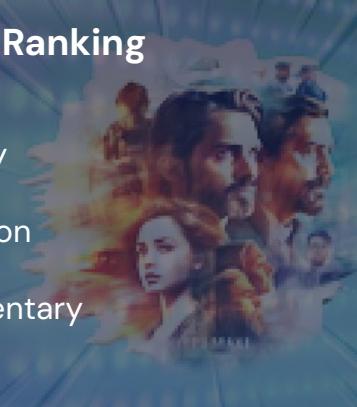
Language, Genres, Scripted/Unscripted, IP Type

Language Ranking

English - 57%
French - 27%
Spanish - 6%
Italian - 2%
Other - 8%

Genre Ranking

Drama
Comedy
Thriller
Animation
Action
Documentary
Reality
Crime



Scripted vs Unscripted

80% : 20%

Movies vs TV vs Books

64% : 31% : 5%

- **Drama, Comedy, Thrillers**
- **80% Unscripted : 20% Scripted**
- **Steady stream of books rights acquired**

Period: October 2020 to August 2023

Mediawan Group's Content Deal Volumes Top Partners [with most number of deals]

prime video

france.tv

By Scripted/Unscripted



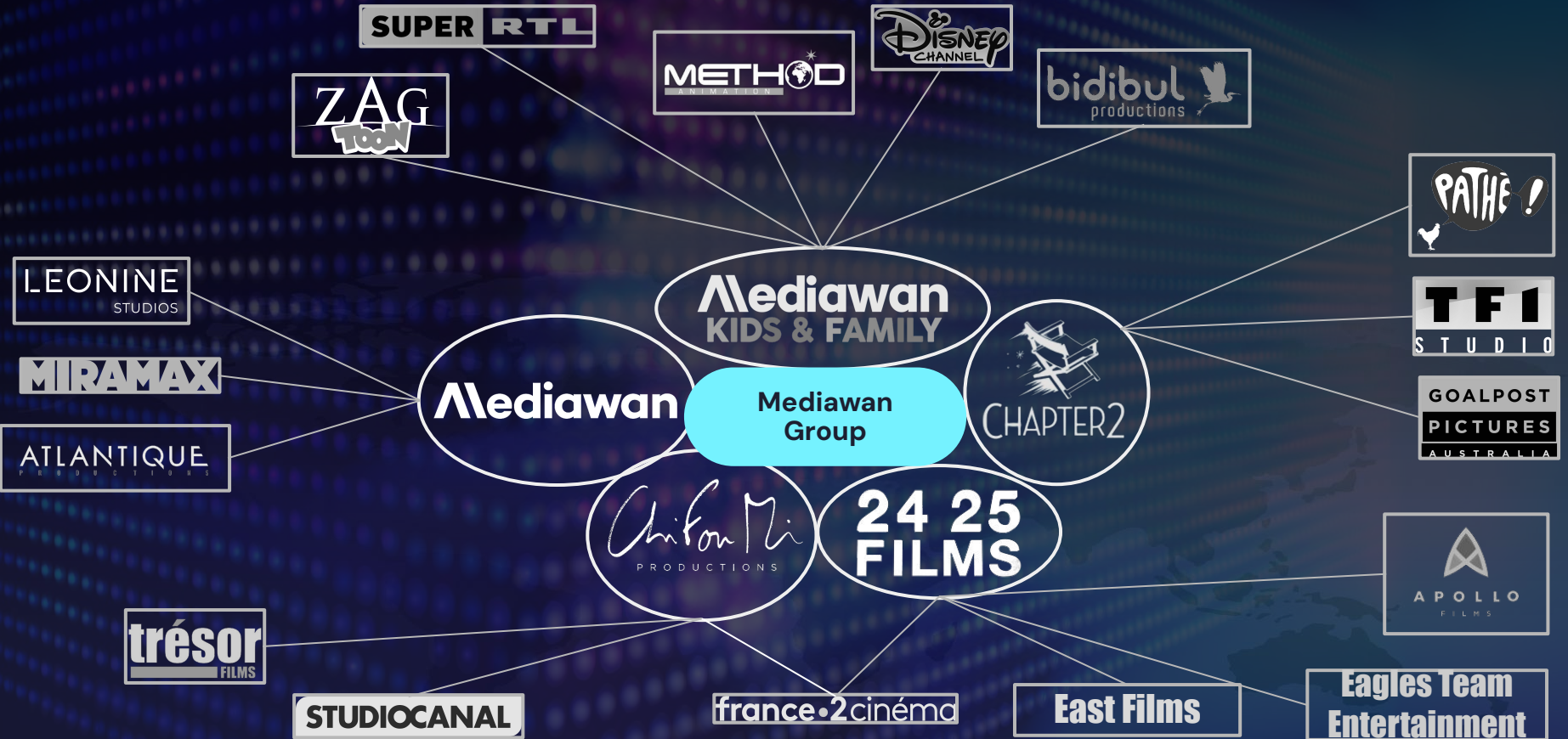
CANAL+

NETFLIX


TF1

Period: October 2020 to August 2023

Mediawan Group's Production Companies based in France along with their Top Partners







Mediawan Group's Production Companies Outside France along with their Top Partners

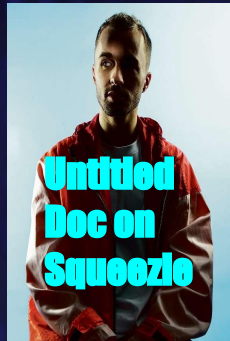


Mediawan Group's Content Deal Volumes

Top Content Titles + Books



Book



Book



Period: 1st May 2022 to 30th April 2023

Entertainment
Leaders Engaged
with Vitrina:

25,400

from 110 Countries!

CXOs, Founders & Owners

5,900+

SVPs, Vice Presidents
& Directors

7,100+

Content Acquisition &
Distribution Leaders

4,400+

Heads of Production, Post,
Localization, Animation

8,100+

www.vitrina.ai



VITRINA